

**Enter the Kimber Classic Giveaway!**

**See Inside for Details**

# **HANDLOADER<sup>®</sup>**

**AMMUNITION RELOADING JOURNAL**

**HANDLOADING THE  
MARLIN MODEL 1895!**

**.45-70 LOADS  
FOR AFRICA!**




**Perfect  
Plinkers**

**Berger's NEW  
Big Game Bullets!**

**Classic Levergun Loads!**

**August 2007 No. 248**

Rifle Magazine Presents - HANDLOADER  
\$4.99US \$5.99CAN



0 74808 01240 4

Printed in USA

\$4.99 U.S./\$5.99 Canada



- 6** **Bullet Runout**  
Reloader's Press -  
*Dave Scovill*

- 12** **Bullet Shape**  
Mike's Shootin'  
Shack -  
*Mike Venturino*

- 16** **.56-.56 Spencer**  
Cartridge Board -  
*Gil Sengel*

- 20** **S&W Model 19**  
From the Hip -  
*Brian Pearce*

Page 50. . .




- 40** **Berger Bullets**  
on Big Game

A New Slant  
on Hunting  
Performance  
*John Barsness*

- 50** **Perfect Plinkers**  
When It Is Not  
Hunting Season  
*John Haviland*

- 58** **Handloading**  
**Marlin's Model**  
**1895 .45-70**  
From Plinking to  
Dangerous Game  
*Brian Pearce*

Page 40. . .



Page 30. . .

- 24** **Alliant's Power**  
**Pistol**  
Propellant Profiles -  
*R.H. VanDenburg, Jr.*

- 30** **Loading Pistol**  
**Cartridge Leverguns**  
Short on Size, Long on  
Performance  
*Mike Venturino*

Page 70. . .



- 70** **Handloads for**  
**the .375 Ruger**  
Exclusive Report  
on the Newest .375  
*Chub Eastman*

Page 58. . .





## On the cover . . .

The Marlin Model 1895 Cowboy .45-70 features a 26-inch octagonal barrel and a full-length magazine. Rifle photo by Gerald Hudson. Cape buffalo photo by Michael H. Francis.



Page 87

Page 58

Page 30

## 76 Primers and .223

### Accuracy

Charlie takes an inside look.

*Charles E. Petty*

## 84 Redhawk .44 Magnum

Bullets & Brass -

## 88 What's New in the Marketplace

Inside Product News -

*Clair Rees*

Page 88. . .



## 92 Gun Digest 2007

Book Reviews -

*R.H. VanDenburg, Jr.*

## 98 Walt Berger

Hunting Handloads -

*John Barsness*

Issue No. 248 August-September 2007

**HANDLOADER**  
AMMUNITION RELOADING JOURNAL

**Publisher** - Mark Harris

**Associate Publisher** - Don Polacek

**Editor in Chief** - Dave Scovill

**Managing Editor** - Roberta Montgomery

**Art Director** - Gerald Hudson

**Production Director** - Becky Pinkley

### Contributing Editors

**Associate Editor** - Al Miller

John Barsness Ron Spomer

Brian Pearce Stan Trzoniec

Clair Rees Mike Venturino

Gil Sengel Ken Waters

### Advertising

Stefanie Ramsey: stefanie@riflemag.com

Tom Bowman: bowmant@mauryboyd.com

**Advertising Information: 1-800-899-7810**

### Circulation

**Circulation Manager** - Michele Morgan

circ@riflemagazine.com

**Subscription Information: 1-800-899-7810**

www.riflemagazine.com

*Handloader*® (ISSN 0017-7393) is published bi-monthly by Polacek Publishing Corporation, dba Wolfe Publishing Company (Don Polacek, President), 2625 Stearman Rd., Ste. A, Prescott, Arizona 86301. (Also publisher of *Rifle*® magazine.) Telephone (928) 445-7810. Periodical Postage paid at Prescott, Arizona, and additional mailing offices. Subscription prices: U.S. possessions - single issue, \$4.99; 6 issues, \$22.97; 12 issues, \$39.00. Foreign and Canada - single issue, \$5.99; 6 issues \$29.00; 12 issues, \$51.00. Please allow 8-10 weeks for first issue. Advertising rates furnished on request. All rights reserved.

Change of address: Please give six weeks notice. Send both the old and new address, plus mailing label if possible, to Circulation Dept., *Handloader*® Magazine, 2625 Stearman Rd., Ste. A, Prescott, Arizona 86301. POSTMASTER: Send address changes to *Handloader*®, 2625 Stearman Rd., Ste. A, Prescott, Arizona 86301.

**Wolfe Publishing Company**

2625 Stearman Rd.

Suite A

Prescott, AZ 86301

Tel: (928) 445-7810 Fax: (928) 778-5124

© Polacek Publishing Corporation





# Enter the

See the **OFFICIAL ENTRY FORM** in this issue.

# Kimber Classic Giveaway!

**ENTER TODAY!**  
Contest Ends  
December 31, 2007

**SUBSCRIBE or RENEW** to  
your favorite magazines  
and enter the **KIMBER  
CLASSIC GIVEAWAY** for  
your chance to **WIN!**



**Enter Now and Win a  
Kimber® Model 8400™ Classic in  
.300 WSM with a Leupold® Scope!**

Considered by many as the finest production rifle ever manufactured this Model 8400 Classic features a select-grade claro walnut stock, hand finished and checkered with a Pachmayr® Decelerator recoil pad. A match-grade trigger and chamber are mated to a 24-inch, free-floating barrel. The action is both pillar and glass bedded for outstanding accuracy and comes complete with scope mounts. A Leupold® VX®-III 3.5-10x40mm riflescope featuring the Index Matched Lens System® and 1/4-MOA adjustments complete with matching rings tops off this elegant firearm.

The entire giveaway package is a **\$1800<sup>00</sup> VALUE!**

**- OFFICIAL RULES -** You must be 18 years or older to enter the drawing. One entry per subscription per magazine for a total of three entries per person using the official entry form. **NO PURCHASE NECESSARY:** To enter without purchase, print in block letters, the words KIMBER CLASSIC GIVEAWAY across the top of a 4x6 card along with your name, age, address and phone number and enclose in an envelope. You may submit up to three entries (each card must be mailed in a separate envelope). Failure to follow these directions will void your entry. Please send entries to Wolfe Publishing Co., Dept KCG, 2625 Stearman Rd, Suite A, Prescott, AZ 86301. Wolfe Publishing Co. is not responsible for misdirected, damaged or undelivered mail. All entries must be received by December 31, 2007. The drawing will take place on January 15, 2008. Winners will be notified within 15 days of the drawing. All decisions are final. No substitutions for prizes other than those necessary due to availability. Applicable taxes and charges not included in the giveaway are the responsibility of the winner. Odds of winning are dependent upon total entries received. Void where prohibited by law and regulations. Employees and families of Wolfe Publishing Co. and Kimber Mfg., Inc. are not eligible to enter. All federal, state and local laws and regulations apply. Winner's name will be published in the magazines following the drawing.

For more information see the **OFFICIAL ENTRY FORM** attached to this issue or contact  
Wolfe Publishing Company - 2625 Stearman Road - Prescott AZ 86301 - Suite A  
Tel: 928-445-7810 Fax: 928-778-5124 Toll Free: 800-899-7810 Online: [www.riflemagazine.com](http://www.riflemagazine.com)





Brian Pearce

# S&W MODEL 19


**Q:** I inherited a number of my father's guns but am writing to you particularly about the duty weapon he carried while serving on the Southwest Border Patrol in the 1960s and 70s. There are many stories associated with this gun, and it is a prized heirloom.

The gun is a Smith & Wesson Model 19 .357 Magnum with a 4-inch barrel. It has Herrett's duty-style stocks, a slicked-up action and shows substantial holster wear. It still seems to be good mechanically. I hear and read (on the Internet) many negative comments regarding the Model 19s, mostly that they don't hold up well and barrels are prone to splitting. I would like to use it but don't want to harm it either. Can you suggest loads? Your opinion and thoughts on the subject would be appreciated.

— B.J., Tucson AZ

**A:** My old friend the late Bill Jordan (who was also a border patrol agent) was the mastermind behind the Smith & Wesson ".357 Combat Magnum" (introduced in 1955, then in 1957 became known as the Model 19). Jordan had previously carried on duty the Smith & Wesson Registered Magnum (a gun that later evolved into the Model 27) and became fond of the cartridge for this application. This gun was built on the large "44" N-frame and was certainly durable but was heavier for everyday belt carry than Jordan wanted.

Bill also noted that practically all officer practice sessions were conducted with .38 Special wad-cutter and 158-grain roundnose lead bullets. They produced lower recoil, were less costly, and the lead bullets didn't wear barrels



*The Smith & Wesson Models 19 and 66 were developed at the suggestion of the late Bill Jordan and were designed specifically to meet the needs of law enforcement.*

prematurely. The guns were then cleaned up and "combat" style, full-power .357 Magnum ammunition loaded into them for duty use. In short the duty revolvers were being shot extensively with .38 Special ammunition and very little with magnum loads, but the increased range and power of the latter load was of paramount importance.

During the summer of 1954, at Camp Perry, Ohio, Smith & Wesson President Carl Hellstrom asked Jordan what he considered an ideal law enforcement officer's handgun. Bill quickly suggested that the .357 Magnum cartridge be chambered in a K-Frame gun, with a 4-inch heavy (non-tapered) barrel with the extractor shrouded and equipped



*The Models 19 and 66 .357 Magnums are built on the K-Frame and should not be fired with large diets of heavy loads.*



with a target sight and grip. Hellstrom put his engineers to work and began experimenting with heat-treated steels and other improvements to the K-Frame and its cylinder to allow housing the .357 Magnum. The first gun was completed in late 1955 and became one of the most popular magnum revolvers in the company line. Jordan referred to the new gun on national television as "The answer to a peace officer's dream."

In short the Model 19, as well as its stainless steel counterpart the Model 66, were essentially .38 Special revolvers that were capable of firing .357 Magnum ammunition. At around 35 ounces (4-inch barrel), they were noticeably lighter than the N-Frame magnums and allowed a faster draw. On the other hand, they were not as durable, and if fed a large diet of magnum loads would loosen prematurely.

So what is a large diet? More than 25 years ago, I acquired a used Model 19 from a local sheriff, a friend of mine, that proved to be especially accurate with 50-yard groups often measuring around 1½ to 2 inches. I was somewhat concerned how long it would stand up with full-power .357 loads until major overhauling would be necessary. To preserve this jewel, I acquired a second gun, also a 4-inch version, from a distributor friend of mine. Over a two-month period, I proceeded to fire 5,000 rounds of .357 Magnum loads through this new gun, with the first 2,500 rounds containing plain-base 155- and 173-grain cast bullets and the next 2,500 rounds containing 146- and 158-grain jacketed bullets. Cylinder endshake and sideplay were carefully noted before firing, and the gun was sighted in and checked for accuracy with cast and jacketed ammunition. (Interestingly it wouldn't shoot nearly as accurately as my first gun.) All 5,000 rounds were handloads containing appropriate charges of Hercules (now Al-

liant) 2400 powder. While these loads were not "hot," they more or less duplicated most factory loads of the period in terms of pressures and velocities.

After the first 2,500 cast bullet loads were fired, there was only a slight amount of barrel forcing cone wear, and overall the gun was in good shape, although some loosening was noted. During the next 2,500 rounds, the

## RB Outfitters and Guide Service

Top Quality Hunts for Elk, Mule Deer, Antelope, Turkey and Varmints!

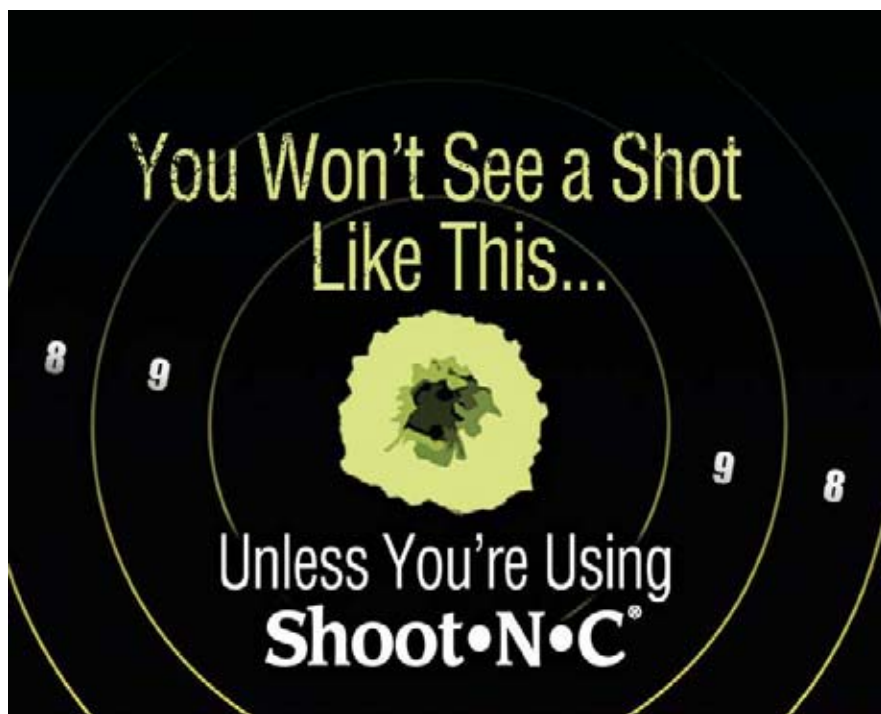
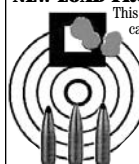
Ron Schalla • P.O. Box 57 • Chama, NM 87520  
Tel: 505-756-1409



## NEW LOAD FROM A DISK FOR WINDOWS V5.0

This new version includes a database of over 1,400 cartridges and 2,500 bullets or permits you to design your own custom cartridge and develop load data. Keep track of your firearm information and log range data for comparison. Visit our web page at [www.loadammo.com](http://www.loadammo.com) for details or to download our FREE DEMO.

W. Square Enterprises, Dept. VH  
9826 Sagedale Dr., Houston, TX 77089  
Email: [www@loadammo.com](mailto:www@loadammo.com)



Self-adhesive targets go everywhere and explode upon impact.  
**Stick it! Hit it! See it! ...Every time.**

With Shoot•N•C® Targets, bullet holes are revealed with bright green neon rings — providing you with instant feedback and eliminating the need to walk down range or use binoculars or spotting scopes.

The adhesive backing makes targets easy to put up, and the wide variety of target sizes comes with repair spots that cover bullet holes to lengthen target life.

**SELF-ADHESIVE**  
backing

**EXTEND**  
**TARGET LIFE**  
with Repair Pastes

**Shoot•N•C®**




**FREE SAMPLE & CATALOG**

Visit [www.birchwoodcasey.com](http://www.birchwoodcasey.com) or call 800-328-6156



## HOCH CUSTOM BULLET MOULDS



Tool room quality, nose-pour, most standard or custom designs made to order. Cylindrical (straight) or tapered. Rifle & pistol designs available.

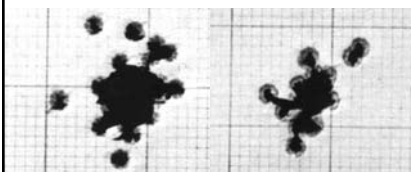
25-51 caliber, \$130. 51-75 caliber, \$140. Handles \$30. Shipping & Handling \$8.00. Catalog No. 12, \$3 (\$4 foreign).

**COLORADO SHOOTER'S SUPPLY**  
Shop 505-627-1933 • Home 505-627-6156  
910 N. Delaware • Roswell, NM 88201  
[www.hochmoulds.com](http://www.hochmoulds.com)

The right side used

# Puff-Lon

A LUBRICATING BALLISTIC FILLER



Shot with a NE rifle attached to a fixed object, no sights, .223, 55 gr. FB bullet and 22.7 grs. of H335 powder. 20-shot groups each at 110 yds.

We guarantee an improvement in the consistency of flat base bullets with less gun cleaning.

500 c.c. - \$25.95 plus \$4.00 S&H

1500 c.c. - \$54.95 plus \$6.00 S&H

FOR QUESTIONS, ORDERS OR FAXES CALL:

**800-369-4518** or  
**www.pufflon.com**

**PUFF-LON**, 344 LCR 759, Groesbeck, TX 76642

*Through careful selection of components, lower-pressure .357 Magnum handloads can be assembled that won't cause excess wear, yet offer respectable performance.*



center pin became battered on the end and began sticking within the extractor rod. Being battered or "mushroomed" on the end, it was reshaped and re-installed, but within a few hundred rounds was again battered and sticking. It was replaced with a new pin, which held up during the remaining shooting sessions. The front plate screw (the one that secures the yoke) also became rather loose and was replaced. Other than occasional tightening of screws, there were no other issues relating to reliability during the remainder of the second 2,500 rounds.

Careful examination revealed that the forcing cone had a fair amount of erosion (which had nothing to do with the frame size or the gun's strength) and some cylinder endshake had developed, although neither were

enough to adversely affect accuracy. In fact, the gun actually recorded tighter groups after the 5,000 rounds than it did prior.

In spite of surviving more magnum rounds than most Model 19s will be fired, at this point it really needed a tune-up to remove cylinder endshake, fit an oversized cylinder stop and a general tightening up. If this is not done, the rate at which a gun in this condition will continue to wear is accelerated, and it will soon become rather unhappy.

As you noted, another area that Model 19s may be subject to failure is in splitting the barrel breech or forcing cone. I have seen this occur with a number of revolvers, but it can generally be prevented. The very breech of the barrel is cut out to around .015 to .022 inch larger than groove diameter (with about .016 inch being ideal for best accuracy on S&W guns), then tapered into the rifling (known as the forcing cone). The barrel that protrudes through the frame is unsupported and unusually thin for a cartridge that generates this level of pressure. Often when firing lead and cast bullets (typically found in .38 Special ammunition), lead builds up in the breech of the barrel. If this lead is not removed before firing a jacketed .357 Magnum load, the breech of the barrel can split and will require replacement – the worst culprits being the compar-

*Serving the Hunting Community for over ten years*



-SOFT POINTS: .264 THROUGH .458

-SOLIDS: .366 THROUGH .475  
(BOTH EXPANDING AND PENETRATOR)

*North Fork Technologies*

307-436-2726

INFO@NORTHFORKBULLETS.COM  
WWW.NORTHFORKBULLETS.COM



**PREMIUM BONDED BULLETS**



atively high-velocity, 125-grain versions. Be certain to remove all lead from the forcing cone before firing ammunition containing jacketed bullets.

When it comes to .357 Magnum handloads for the Models 19 and 66 revolvers, I generally keep pressures below 30,000 psi and often use midrange loads that hover between 22,000 and 25,000 psi, (in an effort to prevent shortening gun life). In spite of pressures being reduced, performance does not need to suffer. For example using 18.0 grains of Hodgdon Lil'Gun, the 158-grain Speer Gold Dot will reach 1,119 fps from a 4-inch barrel, or using the same powder charge, the 158-grain RCBS mould 38-150-KT bullet reaches 1,226 fps. Both loads generate less than 28,000 psi.

Another excellent midrange load includes Lyman cast bullet 358156, in either solid (165 grains) or hollowpoint form (158 grains), seated to the lower crimp

groove for an overall length of 1.655 inches. Keep in mind that the Smith & Wesson Models 19/66 cylinders are long enough to permit an overall cartridge length that is greater than many other .357s. This allows seating bullets out to increase powder capacity and helps reduce pressure. The above bullet can be driven 1,200 fps from a 4-inch barrel using 18.0 grains of Hodgdon Lil'Gun (for around 26,000 CUP). Alliant 2400 also produced excellent accuracy, with 13.5 grains driving the 158-grain hollowpoint version 1,114 fps. (When referencing data in the accompanying table, take note of the overall cartridge length.)

The Smith & Wesson Models 19 and 66 are excellent .357 Magnums. They are especially appreciated for a compact medium frame and fast cycling action. If loads are chosen wisely, with reasonable preventative maintenance, they should give many years of reliable service. ●

### .357 Magnum Load Data for Smith & Wesson Models 19 and 66

bullet (grains)	powder	charge (grains)	primer	velocity (fps)	overall loaded length (inches)
140 Sierra JHC	2400	13.5	CCI 500	1,072	1.581
	Universal Clays	7.0		1,087	
	Power Pistol	8.5		1,196	
158 Speer Gold Dot	Lil'Gun	18.0	CCI 550	1,119	1.580
	2400	13.8	CCI 500	1,043	
	Power Pistol	7.5		957	
158 Nosler hollowpoint	AAC-9	12.5		1,047	1.584
	VV-N350	8.0		1,004	
158 RCBS 38-150-KT cast	Lil'Gun	17.0	CCI 550	1,263	1.611
		18.0		1,226	
	2400	13.5	CCI 500	1,201	
	AAC-7	10.5		1,186	
158 Lyman 358156 cast HP GC	Lil'Gun	18.0	CCI 550	1,193	1.655
	2400	13.5	CCI 500	1,114	
	H-110	13.5	CCI 550	1,154	
				1,154	
173 Lyman 358429 cast	2400	13.0	CCI 500	1,147	1.667
	AAC-9	12.0		1,178	
	Universal Clays	7.0		1,130	
	Power Pistol	7.5		1,168	
180 Cast Performance WFNGC	VV-N110	13.0		1,224	1.568

**Notes:** Firearm used for testing was an S&W Model 19 with a 4-inch barrel. Starline cases were used throughout. No loads exceeded 30,000 psi.

*Be Alert - Publisher cannot accept responsibility for errors in published load data.*

**Quality hand-cast bullets for reloaders, competitors & recreational shooters!**

*Extensive selection of pistol, rifle, big bore & paper-patched bullets.*

Website: [www.MontanaBulletWorks.com](http://www.MontanaBulletWorks.com)

7730 Hesper Rd. • Billings, MT 59106 • Tel: 406-655-8163

**Montana Bullet Works**

## REMINGTON MODEL 798 SAFETY

**New Design!**

- Gas Shield
- 3-Position Safety
- Stainless or Blue
- Installation Available
- Requires Gunsmithing
- Buy Direct and Save • Dealers Inquire

**Gentry Custom, L.L.C.**

314 N. Hoffman - Belgrade, MT 59714  
(406) 388-GUNS

[www.gentrycustom.com](http://www.gentrycustom.com)



**Put a full-fledged ballistics lab  
in your backyard with  
Neco's  
QuickLOAD, QuickTARGET  
and the  
PVM-21 Chronograph**



The PVM-21 works in all light conditions. The 16MHz clock is the fastest available. The PVM-21 is accurate and easy to use. Software package included. Interfaces with QuickLOAD/QuickTARGET program. QuickLOAD/QuickTARGET is the most comprehensive ballistics program available. Includes data for 200 powders, 1100 cartridges and 2300 bullets. QuickLOAD/QuickTARGET calculates what happens to a projectile from the time the trigger is pulled until it reaches the target. The combination of a PVM-21 and QuickLOAD/QuickTARGET brings ballistic lab results to the handloader.

**Precise products for precision shooters.**

**NECO**

- Orders -

108 Ardmore Way • Benicia, CA 94510  
800-451-3550 • 707-747-0897

[www.neconos.com](http://www.neconos.com)

- Warehouse -

1015 West Morgan Street • Duluth, MN 55811  
218-722-3113 • FAX 218-722-2034



# HANDLOADER

AMMUNITION RELOADING JOURNAL

A Few Examples of  
**BACK ISSUES**  
Available from our archives!



## Issue #1 May/June 1966

- 6.5 Remington Magnum
- Versatile .30-06
- .45 A.C.P.
- Wildcat Pressures
- Africa: My Favorite Loads
- Fundamental Ballistics



## Issue #7 May/June 1967

- The Mystic S.E.E.
- .224 Weatherby Magnum
- Design for the Wimbledon
- Handloading in Alaska
- Bullet Casting: Part II
- Principles of Reloading




## Issue #8 July/August 1967

- Pet Loads: .300 H&H
- It's Powder Energy that Counts
- Varmint Bullet Design
- Do's and Don'ts - Basic Handloading
- Make Your Own Lube Mould
- Primer Pocket Expansion



## Issue #11 Jan/Feb 1968

- Pet Loads: .222 Remington
- Cast Bullets & High Velocity
- Bullet Friction Study
- Kitchen Table Reloading
- Reading Shotgun Patterns
- 7mms: Past & Present



## Issue #17 Jan/Feb 1969

- Pet Loads: .223 Remington
- The Harvey Donaldson Story
- 7x66 Randle (Argentine Wildcat)
- Loading Brass Shotshells
- Basic Case Forming
- .38-55 Revisited



## Issue #24 Mar/Apr 1970 (Black & White Reprint)

- Loading the Exotics
- Pet Loads: 6mm & .244 Remington
- Experiments in Dense Powder Loading
- Ithaca-SKB 20 Gauge Auto
- Pressure Factors: Part XI



## Issue #25 May/June 1970 (Black & White Reprint)

- Don't Snub the Snubbies
- HAND-loading
- Saeco Reloading Tools
- All About 44s
- Versatile "SR" Powders
- Pet Loads: .284 Winchester



## Issue #26 July/August 1970

- Duplicating Hot Factory .38s
- Accuracy, By Pound or Grain
- Smokeless Loads for Buffalo Guns
- Investigating the .25-284
- One Grain of Powder - What Does it Do?
- Bullet Alignment




## Issue #35 Jan/Feb 1972

- .22 Hornet, The Pacesetter
- 12 Ga. 1 3/8 oz. Load - Miracle Magnum?
- Pet Loads: 6.5 Remington Magnum
- .30-30 Contender
- Updating the .410 Story
- Loading the 7.62x39 SKS



## Issue #36 Mar/Apr 1972

- Portable Chronographs: How They Work
- Pet Loads: .380 Auto Pistol
- Loading the Hot Ones
- Seating Depth and Accuracy
- Powder Packing Device
- Developments in Cast Bullet Accuracy



## Issue #38 July/August 1972

- Reducing Pressure Variations
- Pet Loads: .308 Norma Magnum
- .221 Fireball
- Rifle Load Testing
- .280 Remington
- Loading for Skeet: Part II




## Issue #51 Sep/Oct 1974

- .250 Savage Loads: Bolts & Levers
- Loading the .44 Auto Mag
- Shotgun Case Condition
- Pet Loads: .44-40
- .25 ACP - Better Than You Think



## Issue #53 Jan/Feb 1975

- .375 H&H Magnum
- Loading the .357 Auto Mag
- Pet Loads: .38 WCF Rifle
- Kinetic Energy Calculation Table
- Powder Storage Problems



## Issue #57 Sept/Oct 1975

- .308 Winchester
- Shotgun Testing
- Pet Loads: .250-3000
- Open Pattern Duck Loads
- .45 Auto Rim
- Handgun Cartridge Effectiveness



## Issue #60 Mar/Apr 1976

- .308 Cast Bullet Loads
- .223 Remington
- Pet Loads: .303 British
- .410 Primers in the Larger Gauges
- Mag-na-ports's 5-inch Super Blackhawk

**CALL TOLL FREE NOW TO ORDER!**

Wolfe Publishing Co. • 2625 Stearman Rd., • Suite A • Prescott AZ 86301

TEL: (928) 445-7810 FAX: (928) 778-5124

[www.riflemagazine.com](http://www.riflemagazine.com)

**1-800-899-7810**

**Postpaid Pricing** (Payment must accompany order)

1-2 issues \$8.00 each • 3-6 issues \$7.50 each

7-9 issues \$7.00 each • 10-15 issues \$6.50 each

16+ issues \$6.00 CDs & DVDs call for charges







## John Barsness

**M**any hunters have firm beliefs about how expanding bullets should act. Some believe they should remain inside the animal, “expending all their foot-pounds” or “dumping all their energy.” Others believe the bullet should exit the animal, mostly to leave a blood trail. Some think that the more of its original weight the bullet retains, the better it performed.

Bullets kill big game animals in one way, by tearing apart vital tissue. How quickly they kill depends on two things: the vital tissue they hit and the extent of the damage done.

If a bullet hits the brain or spine in front of the shoulders, death is pretty much instantaneous, and it doesn't really matter much how the bullet expanded. Hunters who specialize in head shots don't care about much except extreme accuracy. Most hunters, however, take the less iffy chest shot, tearing up the vascular tissue of the lungs and/or heart. Shots here kill through a drop in blood pressure: The brain dies from lack of oxygen.

Some other organs have a lot of blood running through them, mainly the kidneys and liver. Chopping some major blood vessels outside the chest can also cause a rapid drop in blood pressure. These include the vena cava under the spine, the

femoral arteries in the rear legs and the jugular vein and carotid artery of the neck. In general the more damage to any of these organs, the quicker the animal dies, because blood pressure drops more rapidly.

Three major factors affect how much vascular tissue is effectively destroyed: the width of the bullet's expansion and (for lack of a better word), the “violence” of the expansion, plus penetration. Many hunters say violently expanding bullets “explode.” No. Dynamite explodes; bullets disintegrate. How much they disintegrate has a direct effect on tissue destruction. This is denied by some hunters, especially those who firmly believe in high weight retention being one of the secrets of killing power, but it's easily demonstrated.

At one extreme in hunting bullet performance we have very thin-skinned, soft-cored “varmint” bullets, designed to totally disintegrate on impact. At the other extreme, we have “solids” designed not to expand at all. Let's take some 6mm bullets of the same diameter and weight, one a varmint bullet and the other a solid, and shoot them at a couple of different animals.

First we'll shoot a woodchuck. The varmint bullet disintegrates so violently that the woodchuck's chest turns inside out and the chuck dies instantly. The solid punches a 6mm hole through the lungs, and the woodchuck runs into its hole. It may eventually die, but if hit around the fringes of the lungs it might survive. This is why varmint shooters use bullets that disintegrate violently.

Next, let's shoot an elephant with both bullets, trying for a side-on brain shot in the ear. The varmint bullet disintegrates on the thick hide of the elephant's ear, resulting in an annoying but

# Berger Bul


## A New Slant on Hunting Performance



not fatal wound. The solid goes on into the brain and kills the elephant instantly. This is why elephant hunters use solids. (If you don't believe this, read John Kingsley-Heath's *Hunting the Dangerous Game of Africa*, where he discusses killing two elephants with a .243 Winchester, using 100-grain pointed solids.)

Most hunting bullets are designed somewhere between those extremes, and the "big game" animals most of us hunt are bigger than woodchucks and smaller than elephants. We can use one expanding bullet on all of them, but in general the smaller the animal the quicker a bullet that partially disintegrates kills. This is why many deer hunters prefer bullets like the Hornady InterLock, Nosler Ballistic Tip and Sierra GameKing. These lose around half their weight, so often do not exit.

Their energy is indeed expended inside the deer – but not in the way many hunters think, as a sort of hard blow that "shocks" the deer. Instead, the energy is used to tear apart the front half of the bullet, and this violent fragmentation tears up lots of tissue inside the deer's chest. Consequently the deer usually drops quickly, on average far more often than when shot with a bullet that loses little weight and zips out the other side.



**Wildlife was abundant at Wanganui Safaris, including many large red stags.**

On bigger animals, a bullet that retains a majority of its weight kills more consistently. A bullet that loses half its weight may only poke a hole in one lung – or perhaps a shoulder, not vital tissue. Here a bullet that opens a less dramatic but longer channel in both lungs is more consistently effective.

Bullet expansion can be modified in several ways. A bullet that always partially disintegrates yet retains, say, two-thirds its weight tends to kill deer-sized animals more quickly than an expanding bullet that retains almost all its weight, yet the rear end penetrates deeply on larger game. This is the Nosler Partition, in smaller sizes the ultimate compromise bullet. (In larger sizes it loses far less weight, in order to deeply penetrate really big game.)

We can make a bullet that expands very widely yet


**Three major factors affect how much vascular tissue is effectively destroyed.**

# lets on Big Game





*Above, on left is the wound channel from a 125-grain Nosler Partition impacting at 3,200 fps, the bullet entering the Test Tube on the bottom. This channel is typical of most expanding bullets, the wound cavity starting almost on impact. On the right are two Test Tubes showing typical Berger VLD wound channels from a 140-grain 6.5mm at 2,950 fps and a 168-grain 7mm at 2,750 fps. Note that the bullet does not start expanding immediately.*



And many bullets tumble after expanding (far more often than hunters suspect) destroying more tissue. But we cannot control this as we can expansion or velocity.

Recently many hunters have started judging big game bullets not by how well they kill animals, but on secondary characteristics such as exit holes and retained weight. Somehow it doesn't mat-

*Below, this is a typical Berger VLD wound channel from a Test Tube with a 168-grain, .30-caliber bullet at 2,800 fps.*

retains most of its weight. This is easily done by bonding the lead core to a relatively thin jacket of copper or gilding metal. This bullet will usually retain somewhere between 75 and 90 percent of its weight and expand to over twice its original diameter. This also tends to kill quickly, but penetration is limited by the wide "mushroom." This is the Norma Oryx, Remington Ultra Core-Lokt, Woodleigh, etc.

We can make a bullet that retains 90 to 100 percent of its weight and expands to less than twice its original diameter. This bullet will create a narrower wound chan-

nel but penetrate deeply. This is the late Combined Technology Fail Safe and all the varieties of the Barnes X-Bullet.

We can also combine various aspects of these designs, in bullets such as the Swift A-Frame, North Fork, Winchester MP3 and Trophy Bonded Bear Claw. But no matter the design, **all** hunting bullets operate somewhere along the continuum between total disintegration and solid.

Higher impact velocities tend to destroy more tissue, no matter how the bullet expands. Many hunters have noticed, for instance, how much quicker Barnes X-Bullets kill when cranked up to well over 3,000 fps at the muzzle.

ter if the animal ran quite a ways more before falling, as long as a recovered bullet retains at least 90 percent of its weight, or the bullet exited the animal and a big oak on the other side.

A few months ago, I was invited to go on a trip to New Zealand to test a bullet that behaves very differently than any hunting bullet on the market today, the Berger VLD. The initials stand for

# Berger Bullets

*This is where a Berger VLD starts, with a very consistent jacket. This cup has just been punched from a strip of metal.*





## BERGER BULLETS

**A**t the moment Berger VLDs are made in .224, 6mm, .25, 6.5mm, 7mm and .30 calibers. Some are so long that the standard rifling twist of hunting rifles won't stabilize them. For instance, the 105-grain 6mm is recommended for one-in-8-inch twists, though there's also a 95-grain model that will stabilize in 9-inch twists, standard in 6mm Remingtons and also found in some .243 Winchesters. Berger is planning to introduce .270-caliber bullets in traditional 130-, 140- and 150-grain weights. Obviously, these will mostly be for hunting, as .270 has never been a popular target



*Berger VLDs recovered from the Test Tube retain about 40 percent of their original weight.*

rifle caliber (though that might change with the introduction of the Bergers).

Why don't the VLDs start to expand until inside an average big game animal? The best guess is

the extremely long ogive, combined with the tiny hollowpoint. When shot into The Bullet Test Tube, they retained an average of about 40 percent of their initial weights, but the Test Tube is an extremely consistent medium. In animals the recovered bullets showed a much greater range of expansion; sometimes only the twisted jacket was found, along with a few lead fragments.

Berger also makes some extremely accurate varmint bullets in .172, .204 and .224 diameters. For more information contact Berger Bullets, 4275 N. Palm Street, Fullerton CA 92835; e-mail: sales@bergerbullets.com; website: www.bergerbullets.com. •

Very Low Drag, an extremely high ballistic coefficient created by a long secant ogive, a tiny hollowpoint and a boat-tail. The VLD was designed for punching holes in paper targets, especially at longer ranges. The jacket's very thin, about .02 inch on average, and the lead core only contains .5 percent antimony. Most lead-core hunting bullets use cores with around 2.0 percent antimony.

In theory this would be a fine varmint bullet and a lousy big game bullet, prone to expanding on the surface of anything larger than a coyote. But some big game hunters had tried them, mostly

on deer but also on larger game, and reported incredibly fast kills – and no problems with surface wounds. The Berger people started to investigate.

These people included Walt Berger himself, a legend in bench-

***On bigger animals, a bullet that retains a majority of its weight kills more consistently.***

rest shooting. Walt started making his own bullets in the 1950s, in order to win more matches. Enough target shooters started using his bullets that eventually bullet-making became his career. Walt is what might be called

semi-retired now, living in Arizona, and the bullet plant in Fullerton, California, is run by his grandson-in-law Eric Stecker.

After hearing the hunting reports, Eric sent boxes of 7mm and .30-caliber VLDs to 160 mem-

bers of the North American Hunting Club who handload. The NAHC members hunted deer with them, reporting very quick kills and no failures.

The Berger company also hired a public relations firm, Ellis Communications of West Virginia, run by Chris Ellis. Another of his clients happened to be Ballistic Technology, Inc., the firm that makes The Bullet Test Tube, a wax-based media that I've reported on before in *Handloader*.

The obvious thing was to shoot Berger VLDs into Test Tubes. The results were interesting. Any expanding bullet tested before had started to expand almost immediately on impact. This helps ex-

***The New Zealand countryside is mostly steep and green.***







*Above, John's stag was bedded on a hillside, 250 yards away. After being shot with a 185-grain VLD in the heart, it never got to its feet and in a few seconds rolled down the mountain a little ways. Above right, Walt Berger and Eric Stecker with Walt's huge stag, taken with a 115-grain VLD from a .257 Roberts through the liver. Right, the VLDs proved to be about the deadliest bullet on tough feral goats that the Wanganui guides had ever seen. Eileen shot this billy at just over 200 yards with a 115-grain bullet from her .257 Roberts, broadside through the lungs. The goat collapsed at the shot.*



plain why most tissue destruction is near the entrance hole – and sometimes even starts at the entrance hole.

But the VLDs did not show any indication of expansion until they penetrated at least 1.5 inches into a Test Tube. This was strange, but it happened over and over. As the bullet expanded, it tore a huge hole.

Now, any test media cannot match what goes on inside a big game animal. Animals are made of bone, muscle, blood and internal organs of varying density.

Sometimes a couple of different kinds of test media (boards and wet newspaper, for instance) are combined to try to simulate this conglomeration, but nothing really simulates animal tissue exactly.

Consequently, some hunters remain skeptical of any test media, claiming the only real test is animals. This is obviously correct, but any industry uses some sort of simulation when developing products. It would be foolish, for instance, to send somebody up in a brand-new airplane without some wind-tunnel testing beforehand. This does not mean that wind-tunnels (or computer simu-

lations or bullet test media) will absolutely predict what will happen when a new airplane flies. But such tests are useful in product development, both because they can prevent disasters (whether crashed airplanes or bullets that bounce off deer), and because “test” and “real” results can be correlated, and the product can be tweaked using information from both sources.

Since the NAHC results did not include any extensive autopsies of deer, the folks at Berger de-

# Berger Bullets



## CABELA'S OPTICS

Cabela's also partially sponsored the trip to New Zealand, and we used the company's clothing and optics. The GORE-TEX® outfits worked just as advertised on the rainy days, and the optics in general were more than adequate. I had been using one of Cabela's 3-9x Alaskan Guide scopes for several years, and put it on my NULA .30-06, while Eileen used a new one on her NULA .257. Hers had to be readjusted slightly after a couple of days of hard hunting (and riding around in ATVs) but that often happens in new scopes.

We also tested a couple of Cabela's Pine Ridge 3-12x scopes with adjustable turrets, one on the Cooper Arms .257 that Walt used on his red stag, and one on Chris Ellis's .300 Winchester Mag-



*John and Eileen used Cabela's 10x42 Euro binoculars in New Zealand.*

num, made by Charley Sisk. Since these were made in China and only retail for about \$200, I was especially interested in how they worked. Chris made several shots from 300 to 500+ yards, once we figured out the difference between the "standard" settings for 180-grain .300 Winchester loads and the flatter-

shooting VLDs. After measuring the range with our Cabela's range-finders, Chris would click in and start dropping animals. Particularly impressive was a string of three consecutive kills between 312 and 442 yards on one rainy day.

Eileen and I used Cabela's 10x42 Euro binoculars, made by Meopta. We were familiar with them from a sample sent when they were introduced a couple of years ago and were just as impressed with the latest model. At \$800 or so, they are right at the front of their price-class optically, and they helped enormously in finding any sort of game. In fact, the guides frequently asked to borrow mine. For more information on these binoculars contact Cabela's online at: [www.cabelas.com](http://www.cabelas.com). •

cided to go to West Virginia and shoot some feral pigs with Chris Ellis and Richard Mann, the inventor of The Bullet Test Tube and a widely published gun writer. The autopsy results matched the Test Tube's, but only a few pigs were shot.

So they decided to do a bigger field test in New Zealand, where a bunch of animals could be shot and carefully cut open, both in order to see how consistently the bullets worked and how their on-game performance correlated with results from the Test Tube. On this trip they decided to invite another firearms/hunting writer, namely me, just in case things did work out the way they hoped. (Inviting writers to places like New Zealand is a good way to get them to come along.)

Altogether seven shooters hunted with Wanganui Safaris (PO Box 7227, Wanganui, New Zealand; [www.wsafaris.com](http://www.wsafaris.com)) on the upper reaches of the river of that name, close to the ridge of volcanoes that bisects the North Island. Our group included Walt Berger, Eric Stecker and Mark Durfee of Berger; my wife,

so the first afternoon we shot Chris Ellis's handloads in a pair of .300 Winchester Magnums belonging to Paul Bamber, owner of Wanganui Safaris. Primarily we were after feral goats. These have inhabited New Zealand for centuries and are a major pest, since the island has no natural predators.

***I was invited to go on a trip to New Zealand to test a bullet that behaves very differently than any hunting bullet on the market today, the Berger VLD.***

Eileen, and me; and Chris Ellis and Richard Mann. The rifles used were a pair in .257 Roberts (115-grain VLD at 2,900 fps); a .264 Winchester Magnum (140 at 3,000); a pair of .30-06s (168 at 2,900 and 185 at 2,800) and a .300 Winchester Magnum (168 at 3,100 and 185 at 3,000 fps).

The field tests started slowly, because the small plane from Auckland didn't have room for our rifle cases. Our ammunition was in our duffle bags, however,

Richard and I did the shooting that afternoon, with mixed results, partly because we weren't shooting our own rifles. We started a couple of hours before dark and killed three goats. Richard spined one at about 300 yards, while I shot another a little low in the shoulder at 350. However, even with a low shot, the billy traveled less than 100 yards, wounded severely enough that I could walk up within 20 feet and put another bullet in its neck. A female I shot a little too far back,

**Berger  
Bullets**



with an angling shot, went about 75 yards and died.

When Paul Bamber heard all this, he took a look at a VLD sticking out of a .300 Winchester case and told us the bullet would never work, that goats were the toughest animal in New Zealand, far harder to kill than a 400-pound red stag. What we needed were some roundnosed bullets with lots of lead exposed.

Our rifles showed up late that evening, and Chris, Eileen, Richard and I took a hike along a mountainside with Mike Ranginui, a 20-year-old New Zealand guide. We shot goats, and shot goats, and shot goats, at ranges from 20 to 400 yards, and in the end Mike said the VLD was about the best goat bullet he had ever seen.

At first what we wanted most was a clean, broadside lung shot. Mike said goats normally go 50

yards or more before falling from such a shot. Eileen spotted a big, black billy across a canyon, laser-ranged at 207 yards. At the report of her NULA Model 20 .257 Roberts, the goat dropped and rolled down the hillside, dead on its feet from a broadside lung shot.

We killed a few others over there, including another broadside lung shot from Chris's .300 Winchester. All dropped right there. Chris volunteered to do the autopsy cutting, and every goat showed the same pattern: an entrance hole so small that we had to part the hair to find it, then a very tiny wound channel a couple of inches long – even when the bullet hit shoulder blade – and then massive destruction inside the chest cavity, two to three times more than I've seen with any big game bullet.

Most bullets exited, but New Zealand feral goats, no matter

how tough, are relatively small animals. Even a big billy is only about the size of a South Texas whitetail buck, the reason we'd also arranged to shoot four big red stags, averaging around 400 pounds.

These were taken the next day. Mine was first, found bedded 250 yards across a canyon. The stag was angling slightly away, the vital chest area barely visible. Richard, Chris and I debated for at least 10 minutes whether to shoot the stag in its bed or wait until it stood. Bedded animals are tricky targets, but bedded animals that leave suddenly can be even trickier. Eventually I waited for a lull in the wind and aimed for where we guessed the heart lay. This exact spot would not be too tough to hit, since the 185s averaged .3 to .4 inch for three-shot groups at 100 yards from my NULA Model 24.

The shot essentially paralyzed

# Sinclair Power Center ~ Simplify Case Preparation



**Quiet Gear Reduction Motor**

**Equipped With 3/8" Keyless Chuck**

**Free 144 Page Catalog**

**Sinclair INTERNATIONAL**

**www.sinclairintl.com**

**800-717-8211**

**Neck Turning**

**Case Mouth Deburring and Chamfering**

**Primer Pocket Cleaning and Uniforming**

**Flash Hole Deburring**

**Case Neck Cleaning**



the stag. He extended the leg in front of the bullet's impact, leaned his head back, and rolled down the mountain about 15 yards, dead. When cut open, the

heart was turned inside out, like a woodchuck hit with a .220 Swift, but there was that tiny entrance hole again, with no evidence of expansion until the

bullet made it inside the ribs. We found the twisted remains of the jacket on the far side.


Both Richard's and Chris's stags were shot at 150 to 200 yards, standing up, with lung shots. Both dropped at the shot, and both bullets exited.

But it was Walt's stag that really astonished me. I got to go along, and the four of us – Walt, Eric, head guide Lee Winterburn and me – ended up on a ridge overlooking a flat where several big stags had been feeding each morning and evening. Walt wanted a really big one, and the third stag out of the woods had huge, palmated antlers with points going every which way. Lee said that was the one.

The stag stood just under 200 yards away, angling slightly toward us. The ideal shot would be tight behind the shoulder. At the report I saw dust puff about 10 inches behind the shoulder, and the stag humped up and started walking very slowly toward the timber, 70 yards away. Walt's .257 was a single-shot Cooper bolt action, so I started to raise my .30-06. I never even got the stag in the scope before it fell dead, about 15 feet from where it had been shot.

It turned out the bullet had turned the liver into liver-burger, then gone on and shredded the rear half of the lung beyond. Walt knew it was a "bad" shot and was ticked at himself, but the stag died within seconds.

We saw similar results from goats hit a little too far back. Any hit from the diaphragm forward put them down within 25 yards. Double lung hits normally dropped them instantly, and no animal shot in the lungs went more than 15 feet. Altogether we killed 30 animals, mostly goats, but also one feral sheep and a female fallow deer Eileen took with a head shot for the lodge's table. Ranges ran from 20 to 531 yards (lasered), and the range really



# ENSLEY'S SHOOTING SUPPLY

[www.ensleys-shooting.com](http://www.ensleys-shooting.com)  
Over 60,000 Products 865-970-4867

# WARNING



**Want to win?**  
Sierra MatchKing bullets are used by more shooting champions at more long-range matches than any other rifle bullet in the world. In fact, 39 out of 42 NRA Hi-Power Rifle Champions used MatchKing bullets in 2006 to win at Camp Perry.

MatchKing's hollow point Boat Tail design provides that extra margin of ballistic performance match shooters need at long range, under adverse conditions.

Put MatchKing to work for you, but be warned. Winning has interesting side effects.

**Contact your dealer for the complete line of Sierra bullets or visit [www.sierrabullets.com](http://www.sierrabullets.com)**



**Sierra**  
The Bulletsmiths®  
1400 West Henry Street  
Sedalia, MO 65301  
Tech support: 1-800-223-8799  
Other calls: 1-888-223-3006



## *Close to 200 big game animals have been killed during field-testing.*

didn't seem to matter. The bullets went in a couple of inches before expanding, then **really** expanded. The .30 calibers did more damage at the longer ranges, but that's to be expected, and the .257s and .264 did very well out to 300 to 400 yards, the longest shots attempted with either.


The bad rap on such "tender" bullets is that they'll sometimes expand too quickly, creating a surface wound rather than tearing up the vitals inside the chest. This never happened, even on shoulder shots. I propped up one dead lung-shot billy goat and shot it through both shoulders at 10 yards with the .30-06. The bullet went right through both shoulder joints. Even the head-shot fallow doe showed the typical VLD expansion: a tiny entrance hole through the skull just beneath the ear, then de-

struction of the far side of the skull.

I'd hoped we'd take more like 50 animals during our stay, but the last two days it rained hard almost all day long. We did go out, slipping and sliding in the lodge's ATVs, and shot some goats but not nearly as many as on nicer days. Between the NAHC deer hunters, the pigs in West Virginia and the trip to New Zealand, close to 200 big game animals ranging from 40 to 400 pounds in weight have been killed during field-testing of VLDs. None failed to penetrate, and in general the bullets killed very quickly, understandable when we opened up the animals and saw the amount of tissue destruction. The penetration results in the Test Tube matched those of many popular deer bullets, about 11 inches, but some hunters

have used VLDs on big bull elk and reported very quick kills.

The VLDs are very flat shooting. With my .30-06 sighted in 2 inches high at 100 yards, conventional 180-grain spitzers are 2 feet low at 400 yards. The 185 VLD at the same muzzle velocity was 2 feet low at 450 yards. Accuracy was also very good to excellent in our mix of custom and factory rifles. None grouped over an inch at 100 yards, and several essentially shot ragged cloverleaves. I would be comfortable using VLDs on any North American game from pronghorn to caribou, and probably will, partly because when placed correctly they do not shoot up a bunch of meat. The entrance hole is needle thin, and by the time what's left of the bullet hits the far side of the chest, the real damage has been done inside. ●



**EXPRESS BLACK POWDER**

**QUALITY**

the quality sharpshooters seek

We've got the power! When it comes to quality, our Express Black Powder is manufactured to rigorous specifications to achieve high velocities. For extreme accuracy and consistency at long distances, you won't find a better premium powder.

**GOEX BLACK POWDER**  
— THE PREMIUM CHOICE —

[www.goexpowder.com](http://www.goexpowder.com)

**FFg**  
**GOEX EXPRESS**  
**BLACK POWDER**

**DANGER! EXPLOSIVE!**  
EXTREMELY FLAMMABLE AND EXPLOSIVE!

FIRE OR EXPLOSION CAN CAUSE SERIOUS BODILY INJURY OR DEATH!!  
KEEP OUT OF REACH OF CHILDREN!  
KEEP AWAY FROM HEAT, SPARKS AND OPEN FLAME!  
AVOID IMPACT AND FRICTION!  
Always read warnings on side and back of can!

NET WT. 10 LBS.



# **Sportsman's Internet Service**

**Who does your Internet provider support?**

***We give a monthly portion to support  
Gun and Hunting Rights!***

**Dialup Plans Start at  
\$7.95  
a month!**



- **24/7/365 Tech Support.**
- **Optional Family Filtering Internet Browsing Software.**  
(for a family friendly online experience)
- **11,000 Dialup locations across the U.S.A. & Canada.**
- **New and Improved Mail Rover Spam Virus Filter.**
- **Browseblast lets you surf the web up to 7x faster than normal dialup speeds.**
- **Platinum Plan offers a free combo subscription to Rifle, Handloader and Successful Hunter magazines.**

**Call Toll Free: 1-888-270-7985**  
**[www.riflemag.com](http://www.riflemag.com)**